

Questions and Answers

At the November 12, 2024 meeting, members of the Grand Canyon Photography Club will answer questions submitted by other members. The program will begin at the Gmeiner Art & Cultural Center at 7 p.m. after a short business meeting. *(This program was originally planned for January, but weather cancelled the mtg.)*

One of GCPC's goals is to help other photographers learn the craft. With this in mind, members were asked to submit questions they had on a photography-related topic: technique, equipment, processing, etc. Members will attempt to answer submitted questions as well as any questions asked during the meeting. The questions submitted were:

- How do I resize a photo to submit for critique?
- What are the advantages of mirrorless cameras? Are professionals converting to mirrorless?
- What are the differences between Lightroom and Photoshop?
- What is a good, not too expensive telephoto lens?
- When taking sunset photos, the pinks and oranges don't come out. How do I adjust to keep the photos more "true"?
- How do you change the background of a photo? Blur a background?
- How do you open a JPG in camera raw?
- What are the best programs for a beginner to start with digital editing?
- How do you take a subject (like a deer) from one photo and place it in another?
- How do I remove a person from a photo in Photoshop?
- Does anyone bracket exposures? What are some tips?
- What makes a photograph great?

The Grand Canyon Photography Club was established in 2001 by Art & Christine Heiny. The first meeting was held in January of that year and meetings are still held the second Tuesday of every month at the Gmeiner Art & Cultural Center in Wellsboro, PA. Meetings typically run from 7 p.m. to 9 p.m. Annual dues are \$20/year. Individuals may attend two meetings before they are asked to join.

Each month a program is given on some aspect of photography. Some past programs have been on Smart Phone Photography, Architectural Photography, Composition, Lighting, Post Processing and more. Programs are often presented by knowledgeable club members. Special presenters have included Ed Heaton, Tony Sweet, Art Becker, John Levandoski, to name a few. After a refreshment break, member images on a predetermined topic are critiqued.

In This Issue

President's Message	page 2	Treasurer's Report, Club Reminders	page 5
Meeting Minutes	page 3	Composition Corner	page 6
One Minute Musings	page 4	Programs, Themes, Name that Place	page 7
		Outing Images	page 8



PRESIDENT'S MESSAGE

October was a photographer's dream. With what seemed to be a slow start, the second week of the month brought beautiful colors to town. I was treated to brilliant reds and oranges everytime I walked down West Avenue and Main Street. Fall has always been my favorite season, and this year did not disappoint.



Not to be outdone, the night sky gave us spectacular and potentially once-in-a-lifetime photo opportunities. Around October 10th for several nights the Northern Lights danced with amazing colors. I've never seen the Aurora before, and it was a sight I won't forget. Around the 17th, again for several nights, Comet C/2023 A3 Tsuchinshan-ATLAS was visible.




I was fortunate to be able to go out with friends who enjoy this type of photography, too. I captured images of both the Aurora and the Comet.

I know it can sometimes be difficult to take advantage of these photo opportunities. Life gets in the way. The Aurora and ATLAS are gone, but there might still be some pockets of color. Make a point to set aside a couple of hours and get out there and see. Or, if you aren't into the season, set aside that time to photograph what you do love. You won't be sorry.

Have fun and keep creating.

Mia



*All Images this Page
©Mia Lisa Anderson*



GCPC October 8, 2024 Meeting Minutes

The October 8, 2024 meeting of the Grand Canyon Photography Club was called to order by President Mia Lisa Anderson. We had several guests in attendance, which Mia welcomed. After a brief recap of the night's itinerary, the first order of business was the approval of the minutes from our last official meeting, which was in July. A motion to approve the minutes as read was made by Karen Mitcheltree, seconded by Diane Cobourn, and approved. The Treasurer's Report was given by Treasurer Gary Thompson, stating that the starting balance was \$3,023.18 and an ending balance of \$3,040.18. A motion to approve the Treasurer's report as read was made by Dennis Stager, seconded by Paul Bozzo, and approved.

Mia called for a report from the nomination committee for the 2025-2026 officers, chaired by Gary Thompson. Other members were Missy Volino and Tana Carpenter. Nominations are:

- President: Mia Lisa Anderson
- Vice-President: Missy Volino
- Treasurer: Gary Thompson
- Recording Secretary: Tana Carpenter
- Corresponding Secretary: Linda Stager
- 2024-2025 Board of Directors: Brad Adams and John Newell
- 2025-2026 Board of Directors: Greg Caulkins and Will Slotter

Committee Chairs (unchanged):

- Website and newsletter: Mia Lisa Anderson
- Membership: Gary Thompson
- Exhibits: John Newell
- Publicity: Linda Stager

There were no nominations from the membership.

Voting for officers and directors will occur at the November meeting, with the elected officers assuming their roles in January.

Treasurer Gary Thompson spoke about long-term (20 year) member Ann Kamzelski, who supported the club functions by opening her home for club outings, provided many photo critiques, and was a very involved club member, who now resides in Florida. Gary made a motion to nominate Ann Kamzelski for a Lifetime Membership. The motion was open for discussion and then the motion was seconded by Tana Carpenter, and approved by the majority of the membership.

Exhibit Coordinator John Newell spoke about the three exhibit venues available to our club for members to "show off" their photos: Arise Cafe, Deane Center, and the Warehouse Theater. John reminded us that there are openings available to exhibit our work. In order to book one of these venues, contact John via email, and he will let you know if that month and location is open. He stated the importance of communication with the member whose exhibit is hung prior to yours and the importance of not leaving "blank walls" at these venues, so coordination and communication is important. Got questions? Contact John Newell at JLNPhoto8@verizon.net.

Mia spoke about lifetime member Judith Giddings who passed away on September 25th. Judith helped Mia with the newsletter, proofreading and making suggestions on grammar, which is going to be missed. Mia talked about the club placing a book in the library in Judith's memory. After membership discussion, a motion was made by Bob Bair for the club to purchase a book for the library in memory of Judith Giddings, seconded by David Ralph, and approved by the majority of the membership. Mia

continued on page 8



A Kaleidoscope of Light and Color

Did you have a kaleidoscope when you were a kid: that little instrument you peeked into and spun the dial to see a myriad of colors and shapes—ever-changing, ever-amazing?

Last month, we were treated to a kaleidoscope in the nighttime dark sky. It was indeed amazing! And honestly, that word seems too trivial to describe what we saw. How about ethereal? Otherworldly? Light and color danced across the night sky in waves of shimmering curtains of light, painting it in a rainbow of sherbet-like colors. The sky seemed alive with the aurora borealis, also known as the northern lights.

I think many of you were able to capture photos that night. And you can still remember how it felt to experience it first-hand. You felt alive—as alive as the sky felt. Something extraordinary was happening...and you were there, camera in hand.



*Hills Creek
October 2024 ©Linda Stager*

As photographers, we appreciate light and color and have the gift of capturing that for others to celebrate over time. Our gift is enduring, and our photos are enduring.

Whether you pointed your phone or your traditional camera at the sky doesn't matter. What matters is that we got to see, celebrate, and share that amazing light and color sky show.

Keep capturing, celebrating, and sharing your photography experiences. Together, we can ensure that the beauty of these moments is never forgotten.

(Need help learning how to take photos of the northern lights? Just ask... our club can help.)



Club Reminders Critique Submissions

Please send critique submissions (or other images you'd like to submit for the newsletter) to Mia at: mialisa1957@gmail.com. Follow the guidelines we have always used, i.e. 1024 or 2048 pixels on the long side and one submission per critique. Remember to put your name in the file name, e.g. anderson_tulips.

The Grand Canyon Photography Club

2024 Officers:

President: Mia Lisa Anderson

Vice President: Missy Volino

Treasurer: Gary Thompson

Recording Secretary:
Tana Carpenter

Corresponding Secretary:
Linda Stager

Directors:

2023-2024:
Bob Bair, David Ralph

2024-2025:
Brad Adams, John Newell

Committee Chairpersons:

Newsletter: Mia Lisa Anderson

Membership: Gary Thompson

Exhibits: John Newell

Website: Mia Lisa Anderson

Publicity: Linda Stager
For more information, please
contact:

president@gcphotoclub.org

Treasurer's Report

Beginning Balance	\$3,040.18
Cash IN	
2025 Dues	\$20.00
Cash OUT	
Bank Fee	\$3.00
Ending Balance	\$3,057.18
<i>Respectfully Submitted</i>	
<i>Gary Thompson, Treasurer</i>	



©Mia Lisa Anderson



Balance in Photography

Do your photos sometimes look like they are on tilt? I'm not talking about straight horizons (though that is important). I'm asking if your photos are balanced.

What is balance in photography? It's one of the most crucial composition skills we need.

The human eye, which sees in 3D, must also sense a substantial degree of balance. Balance makes a difference. We're wired to notice visual harmony and instinctively drawn to balanced photos.

Using balance, a photographer arranges elements in the photo to achieve visual weight across the image. Balance can be achieved by contrast, color, size, proximity, placement, and texture.

In other words, as photographers, we need to arrange the image elements on each side of the photo to ensure they have equal visual weight.

We can do that with symmetry: one half of the image is nearly identical to the other half.

We can do it with color: A burst of color creates a strong focus point, so balance a small area of bright colors against a larger area of cooler, more neutral tones.

We can create an asymmetrical balance by positioning our main subject off-center and making our secondary subject complement and balance the first.

One way to check a photo is to cut it in half! Then, look at each half of the image. Does it look balanced to you?

We tend to do this instinctively when we take a photo, but it's worth considering. Are your photos balanced?

Check out this photo I took at Colton Point State Park. I could have taken it with a stone pillar on each side of the photo, which would have balanced the composition. But this photo is balanced, too.

The big stone pillar on the right side of my photo balances the two smaller ones on the left. The trees offset each other, even though there are a different number of them in each half of the photo. And the subject in the background? That beautiful gorge we all love has color and draws your eye right there.

Check out your photos. Do they have balance?



Balance in Photo
Composition
~Linda Stager

©Linda Stager



GCPC 2024 Calendar of Events

Meetings are at 7 p.m. on the 2nd Tuesday of every month
at the Gmeiner Art & Cultural Center unless otherwise noted

Mini-Solo Shows at the Deane Center, Main Street, Wellsboro:

November: Diane Cobourn

Mini-Solo Shows at Arise Cafe, Central Ave., Wellsboro:

November: Brad Adams

The Warehouse Theater: Various Members

John Newell is our new coordinator for displays at the Deane Center and Warehouse Gallery. Contact him if you are interested in displaying at one of our venues.

Programs and Themes:

November 12, 2024: *Question & Answer session. Critique: Autumn Light.*
December 10, 2024: *Annual holiday party. Slideshow of Member Favorite images.*

November Refreshments:

No One Signed-Up

Name that Place

How observant are you?

Where is this? Send your guess to:
mialisa1957@gmail.com

Name that Place
Image this
Month by:
Mia Lisa
Anderson



No Correct
Guesses.
Pond on Landrus
Road near Arnot



If you have an image for
“Name that Place”
send it to:
mialisa1957@gmail.com



minutes continued from page 3

agreed to oversee the selection and purchase of the book.

There will be a planning meeting for the year 2025 on Saturday October 26th from 10-Noon. If anyone is willing to participate in a presentation or has ideas for a program/presentation, please contact Mia, an officer, or board member prior to this date.

There will be a change to the November meeting program, as Mia will not be able to attend the meeting and give her presentation on Smartphone Photograph. This program will be rescheduled for 2025. Discussion was held regarding a new topic for the November meeting presentation and Mia suggested that back in January we had planned a "question and answer" presentation, but the meeting was cancelled due to inclement weather. Mia still has the questions submitted by club members and more questions can be submitted by the membership. The questions and answer program will now be the November topic.

There is still an opening for someone to sign up to provide refreshments for the November meeting. December will be the Holiday party. More information will be given at the November meeting.

The membership had no additional business to discuss, so Mia called for a motion to adjourn the business portion of the meeting, which was made by Missy Volino, seconded by Gary Thompson, and approved by the majority of the membership.


This evening's presentation was given by Linda Stager and the topic was "Seeing the Light".

*Respectfully Submitted,
Tana Carpenter,
Recording Secretary*


Images From Our Outings



©Bob Bair



©Paul Bozzo




©Bruce Dart



©Tana Carpenter



©Karen Mitcheltree



©Will Slotter