



The Grand Canyon Photography Club

NEWSLETTER

VOLUME 11, ISSUE 9 | SEPTEMBER 2011

Members' Choice

Sharon Connolly covers Photoshop topics

On September 13 at 7 pm at the Gmeiner Art and Cultural Center, Sharon Connolly will present a "how-to" program that will cover some Photoshop topics requested by members of the Grand Canyon Photography Club. Photographers will learn how to add a copyright watermark to prevent others from using their on-line photos without permission and how to add a digital signature to photos. Other topics Sharon will cover include creating time-saving "actions" to automate multi-step processes, and running actions in "batches" on many images as once. If time allows, the discussion may also include the use of layers and the Wacom Tablet.



©Sharon Connolly

Licensed Animal Health Technician. Sharon states, "I have always loved horses and other animals and I have always loved taking pictures of them. Several years ago when I realized I was going to lose my old horse, the cameras came back out and I started shooting again, mostly for memories. Then came a digital camera and I was off. It has become a real passion in making more than pictures on my wall."




©Sharon Connolly

In addition to her day job as an Animal Health Technician, Sharon photographs horses and other farm animals and pets as a business. She enjoys manipulating and trying new treatments for photographs and does digital editing and digital painting as the owner of ConnollyLand Photography and ConnollyLand Graphics. She is a member of the Equine Photographers Network and has galleries at Better Photo and Smug Mug. She has won prizes in several competitions, including The Equine Photographers Network, PhotographyCorner.com, the Lycoming County and Tioga County Fairs, and a Peoples' Choice at a GCPC exhibit. Visit Sharon's website at <http://connollyland.com>

Sharon worked during the late 80's as a photographer at several resorts in the Poconos. She put her photography aside to go back to school and become a



©Sharon Connolly



What's inside

GCPC President's Message.....	2	Fabulous Fun At the Fair	4	Mystery Macro.....	7
August 9 Minutes.....	3	Kaleidoscope: Member Show.....	6	September 13 Meeting At a Glance.....	8
Treasurer's Report for August 2011	3	GCPC Calendar of Events	7	Check Out These Web Sites.....	8



GCPC President's Message



2011 Officers:

President: Suzan Richar

Vice President: Lee Hoar

Treasurer: Gary Thompson

Recording Secretary: Sharon Connolly

Corresponding Secretary:
Judith Giddings

Directors:

2010-2011: Robert Bair & David Ralph

2011-2012: Chelsea Wagner &
Mia Lisa Anderson

Committee Chairpersons:

Newsletter: Judith Giddings

Programs: Suzan Richar

Membership: Gary Thompson

Exhibits: Bruce Dart

Shows: Mia Lisa Anderson, David Ralph,
Chelsea Wagner, Robert Bair,
Ann Kamzelski

Critiques: Nancy McCaughey

Publicity: Nancy Bickham

For more information, please contact:
Suzan Richar
Phone: 814-435-8128
E-mail: president@gcphotoclub.org

Time just seems to be flying by. Here it is the day Judith needs this message for the newsletter and my mind is a blank. I also haven't thought about a photo for the critique. "Golden." Who thinks these things up? I think it was I. You would think with all the modern time-saving inventions we would have more time to spare.

We had so many wonderful entries for the biennial members' show, 117 images from 32 members. What a job for the committee to choose from! We would have liked to hang all, but space was at a premium. We managed to hang 71, which had been unheard of until now. It turned out to be great. I have received many nice compliments.

Ribbons and money prizes were awarded at closing on the 28th and anyone not there will receive theirs at the Sept. meeting. A list of winners will be in this month's newsletter and the local papers. Congratulations to all and my heartfelt thanks to my committee: Bob Bair, David Ralph, Chelsea

Wagner, Mia Lisa Anderson, and especially Ann Kamzelski who volunteered and had so many great ideas and spent many hours helping to make it the outstanding show it was. Jan Keck stepped in to lend a hand. To all those who brought food and helped set up and clean up after the reception, thank you.

This month our own Sharon Connolly will present the program. Except for Brian Sands coming in October, we have used our members for programs. We have such a talented group and we are all so eager to share our knowledge. I believe that is why we have so many members, especially those from out of town.

I have to run now and go see if the weed "Goldenrod" is still growing in my flower bed so I have an entry for the critique. I knew I let it grow for a reason!

*Suzan Richar
President*

*"The question is not what
you look at,
but what you see!"
~Henry David Thoreau*



©Chandra Isreal



Minutes of August 9, 2011

President Suzan Richar called the meeting to order.

The minutes from July were approved without corrections.

Suzan thanked everyone who participated in the members' show by submitting images and by helping with receiving and set up. Suzan mentioned that she received a couple of messages about the show and how nice it was.

The club collected about \$500 from show entries. There were a total of 117 images submitted and 71 were hung in the show. The images were selected by the six members of the show committee. It was a blind evaluation with the members rating the images, 1- poor, 2-maybe, or 3-really like. The numbers were then averaged for selection.

The public will be able to vote for their favorites. Best of Show will receive \$75, First in each category will receive \$50, Second will receive \$25, and all winners will receive ribbons. The club would like

to present awards and ribbons at the pick-up date of August 28th. There are 66 members and 32 participated in the show.

Chelsea Wagner spoke about her son, Glen, and his trip to India. Glen will be in India on a missionary trip for six months and will be willing to do a photo presentation when he returns.

Bruce Dart spoke about the need for members to display at the Native Bagel. The Hamilton Gibson display is also due to be changed. The Hamilton Gibson display should be changed before the 9th of September. Images from the show may be suitable for the display.

Suzan introduced Nancy Schoonover and her topic "Rural America: Photographing Our Abandoned Country."

Respectfully Submitted,

Sharon Connolly
Secretary



©Mia Anderson

A Note About the Cover Photo:

Judith Giddings took this image on a breezy and often rainy August afternoon. Our "Grand Canyon" is always beautiful!

Treasurer's Report for August 2011

Beginning Balance	\$2778.19
Cash IN	
GCPC Member show fees	\$495.00
Cash OUT (Show expenses)	
GCPC Supplies	\$69.86
Member Awards	\$450.00
Ending Balance	\$2753.33

Respectfully Submitted,
Gary Thompson, Treasurer



Fabulous Fun at the Fair

*Photos and Text
by Ann Kamzelski*

I recently had the opportunity to spend two evenings photographing at the Tioga County Fair. While the variety of subjects is unlimited, sometimes the shooting conditions are challenging. Instead of being unhappy with the images I could produce, I decided to be creative by using different techniques and also post processing on the computer. I will give you some examples and explain what I did.

Ann Kamzelski demonstrates some creative techniques for dealing with challenging shooting conditions.

could adjust. The sun was going down rapidly during the bronc riding. I thought that an ISO of 400 and f 5.6 would give me a shutter speed fast enough to stop the action. I was wrong; most of the pictures that I took that had great action were blurry since the shutter speed was only 1/60 of a second. What to do. When I got home, I picked one of the shots where the horse had a nice shape and cropped it. I

then cloned out some of the distracting features behind the fence. Finally, I added a layer with a poster edges filter (Filter/Artistic/Poster Edges in PhotoShop). The image looks sharper but has the distinct appearance of movement.

Pigs in the Poke




These three pigs were adorable (at least to some of us) but were in very poor lighting conditions. The darker pig can hardly be seen. Since they were sleeping, that gave me the opportunity to use HDR (high dynamic range) to bring out all the detail in the scene. Using my tripod, I shot three photos of exactly the same scene at the same aperture but exposed at -1, 0, and +1 stops. All three were taken at ISO 400 and f 6.7, but the shutter speeds were 1/125, 1/64 and 1/32 of a second. I blended these three images in PhotoMatix using the painterly effect to get the final image.

Bucking Bronco



There was lots of action during the rodeo. However, the available light and locations were changing faster than I


Night Rides



The fair had a lot of nicely lit rides this year. Once the sun had set the action began. I knew that I wanted to take a long exposure of the rides to get nice blur of the lights as the rides revolved. I did a few test shots at ISO 200 but the exposures were too short to give the effect that I was looking for. Digital cameras are wonderful for this kind of photography since you can see the result immediately and make adjustments to get what you want. Of course, a tripod is a MUST. The time needed for each ride can vary too. The Ferris wheels usually require a longer exposure to get a complete circle of color while horizontally spinning rides usually require less time. I wanted to capture the




rotating cars of the Sizzler ride to get a display of color in the lower front of the image with complete closure of the top portion of the ride. A photo at ISO 100, f 13 and



1 second was not quite enough so I changed the setting to f 19 which gave me a 2 second exposure. This was just right for the look that I wanted.

Thriller Abstracts



One of the coolest rides at the fair was something called the Thriller. It resembled a flying saucer. It was covered with colorful lights and the center of it would spin once the people were inside. After taking several images similar to the ones from the Sizzler, I decided to try my hand at some abstract compositions. There were endless ways I could shoot these. At first I just zoomed in close and tried to include some moving parts with parts that were not moving. While I was pleased with the results, I wanted to try something different so I chose to attempt zooming my lens while taking the shot. I used this technique on the ride while it was rotating and also while it was stationary. The results, while very different, were both pleasing.

Fireworks Plus

Monday night at the fair they had fireworks. I was very pleased with the variety and number of rockets that were launched. The show lasted about 45 minutes giving me time to try different things. After I had taken the usual

shots of bursting fireworks in the sky, I went to the midway to see if I could get some images of fireworks over the lit up booths. I soon realized that what I had in mind was impossible. If I exposed for the midway booths (which were very bright) I didn't see any or very few of the fireworks in the shot. If I exposed for the fireworks, the booths were completely blown out and over exposed. I went home with images of both and made a composite of the fireworks over the midway on my computer. This was fairly easy to accomplish since the sky in both images was black. First, I cropped the midway shot to eliminate extraneous light and people around the edges. Then I selected the fireworks in the second image and moved it to the sky over the midway. With a few touch-ups where the fireworks went over the buildings and I was done.





Kaleidoscope: 2011 GCPC Member Exhibit



*Before:
The Committee at work tallying
votes and hanging photos*



*During:
The Opening Reception*



*Thanks to David Ralph,
Suzan Richar, Nancy
Schoonover, and Chelsea
Wagner for the photos on
this page*



*After:
Some of the Winners*

Awards Chosen by the Public

Best Of Show
Chelsea Wagner, Troy, PA,
"Dessert"

Abstract
1st-Ken Meyer, Wellsboro, PA,
"Summertime"
2nd-Tina Tolins, Wellsboro, PA,
"Lily Swirl"

Animals
1st-Ann Kamzelski, Wellsboro, PA,
"I Only Have Eyes For You"
2nd-Cheslea Wagner, Troy, PA,
"The Bear"

Landscape
1st-Bob Bair, Jr, Wellsboro, PA,
"English Cotswolds"
2nd-Linda Sichel, Elmira Heights
NY, "Early Saturday Morning"

People
1st-Lonny Frost, Blossburg, PA,
"Friends"
2nd-Gary Thompson, Big Flats, NY,
"Amish Brothers"

Still Life
1st-Sarah Wagaman, Wellsboro, PA,
"Hoary Barbwire"
2nd-Max Johnson, Wellsboro, PA,
"I Give You My Heart"





GCPC Calendar of Events

Mini-solo Shows at the Native Bagel, Central Avenue, Wellsboro: September, Bruce Dart.

The Warehouse Theatre: Photos from the Member Show. *Thanks to all who contributed.*

September 13, 2011: (7 p.m., 2nd Tuesday) Monthly meeting of Grand Canyon Photo Club, Gmeiner Center: Sharon Connolly, *Members' Choice*. Theme: *Golden*; Guest critique, Mia Anderson

October 11, 2011: (7 p.m., 2nd Tuesday) Monthly meeting of Grand Canyon Photo Club, Gmeiner Center: Byron

Sands, *The Science of Digital Photography*. Theme: *Crisp*; Guest critique, David Ralph


November 8, 2011: (7 p.m., 2nd Tuesday) Monthly meeting of Grand Canyon Photo Club, Gmeiner Center: Wolfram Jobst, *Oman - Now and Then*. Theme: *Snowy*; Guest critique, Ken Meyer

December 13, 2011: (7 p.m., 2nd Tuesday) Monthly meeting of Grand Canyon Photo Club, Gmeiner Center: *Annual Holiday Party*. Theme: *Favorite shots*

Please contact Bruce Dart at bdphoto@ptd.net if you are interested in displaying your photos at the Native Bagel.

Check out this month's
Mystery Macro
and send your guess to
wgiddings@epix.net

Mystery Macro



©Ann Kamzelski



No one correctly guessed last month's mystery, contributed by Sharon Connolly

"An extra special thank you to Suzan Richar for her work on the member show. Although the committee did most of the work, Suzan pulled the committee together and spent months coordinating everything."

*~Chelsea Wagner,
Committee member*



©Sharon Connolly



122 Whitetail Circle
Wellsboro, PA 16901

September 13 Meeting At a Glance

Sharon Connolly: *Members' Choice*

Guest Critique by Mia Anderson
Theme: *Golden*

Refreshments this month: Gary Thompson

Beverages: Gary Thompson

Setup: Nancy Schoonover



©Lonny Frost

Check Out These Sites

Matthew Malkiewicz - Lost Tracks of Time

Some great photography, especially for railroad buffs and history or travel fans. A highly entertaining and addictive web site with incredible images of trains, people and scenery. Click on "Slideshow" for a full screen display of each gallery. Don't miss the gallery from the White Pass and Yukon Railroad trip from Skagway, Alaska to Carcross, Yukon.

<http://mfalk.zenfolio.com/>

What Makes Photos Great?

LIFE.com (LIFE magazine) offers a series of "lessons" on photography, focusing on elemental aspects of picture-taking. There are separate sections on Lighting, Influences, Portraits, Great NFL Pics, Composition, Photographers at Work, and Travel.

http://www.life.com/topic/what_makes_photos_great

PhotographyCourse.net

Free film and digital photography courses, photography lessons, and tutorials ranging from basics to advanced digital photography for photographers at all levels of expertise and experience.

<http://photographycourse.net/>