




# The Grand Canyon Photography Club



NEWSLETTER

VOLUME 11, ISSUE 5 | MAY 2011

## Life Beyond Photoshop

*Mia Anderson presents free photo editing software*

The Grand Canyon Photography Club will feature a program on free photo-editing software at this month's meeting. *Life Beyond Photoshop* will be presented by member Mia Lisa Anderson, on Tuesday, May 10, 2011 beginning at 7 p.m. at the Gmeiner Art & Cultural Center in Wellsboro, PA.

Even though digital cameras have become more powerful over the years—with better lenses and high pixel resolution, that doesn't mean that every photo you take will be great. Problems such as over- and under-exposure, red eyes, and blemishes occur.

"Because of the nature of digital capture, every image can benefit from postprocessing," Mia explained. "Photoshop is a great program, but it isn't in everyone's budget. There are actually quite a few free and low-priced alternatives available for editing your photos." Mia will talk about these alternatives and hopes to demonstrate one or two of them.



*Timepieces* ©Mia Lisa Anderson



Mia is a charter member of GPC and designs and maintains the club web site ([www.gcphotoclub.org](http://www.gcphotoclub.org)). She recently presented both a hands-on program and a workshop to club members entitled *From Capture to Critique*, demonstrating ways to capture an image with the end product for critique in mind.

Mia is a member of The National Association of Photoshop Professionals (NAPP). You can see her work by visiting her web site at [www.throughthelenswellsboro.com](http://www.throughthelenswellsboro.com)

GPCP President's Message.....	2	Do You Speak "Photography?".....	4	GPCP Calendar of Events.....	7
A Note About the Cover Photos.....	3	Treasurer's Report for April 2011.....	6	May 10 Meeting At a Glance.....	8
Minutes of March 8, 2011.....	3	Mystery Macro.....	6	Check Out These Sites.....	8



## GCPC President's Message

### 2011 Officers:

President: Suzan Richar

Vice President: Lee Hoar

Treasurer: Gary Thompson

Recording Secretary: Sharon Connolly

Corresponding Secretary:  
Judith Giddings

### Directors:

2010-2011: Robert Bair & David Ralph

2011-2012: Chelsea Richards &  
Mia Lisa Anderson

### Committee Chairpersons:

Newsletter: Judith Giddings

Programs: Suzan Richar

Membership: Gary Thompson

Exhibits: Bruce Dart

Shows: Mia Lisa Anderson, David Ralph,  
Chelsea Richards, Robert Bair

Critiques: Nancy McCaughey

Publicity: Nancy Bickham

For more information, please contact:  
Suzan Richar  
Phone: 814-435-8128  
E-mail: president@gcphotoclub.org

The theme for critique this month is "Showers." I hope when I decided on that subject I didn't call out the Gods of Rain. So if you're one like myself who doesn't think too far out of the box, you've had many chances to get a shower shot. I am always amazed by the images we have submitted for a subject. I did try a few this time in my shower in the bathroom, but don't think you'll see those on the screen. We all need to stretch our imaginations to explore new areas.

It has been a great month for waterfowl. I have seen so many this year: buffleheads, common mergansers, hooded mergansers, loons, a lovely white heron, wood ducks, mallards, cormorants and many more.



©Suzan Richar

The wildflowers are being slow. Ken will let us know when they are ready for our walk.

I had a call from Northwest Bank for a one-day display for Community Banking Days. It was short notice and a

small space to display in. I made some calls and came up with seven photos to put up. Thanks to those who helped me. I think we need to put ourselves out there at every opportunity. Nancy Bickham made a nice poster, it is laminated so we can use it again.

We need more photos of older folks for the display at the Warehouse. I would like to see it up this week so it is there before Mother's Day. Lots of groups use the building. Call Bruce if you have something.

Next month we will be at Ann's at Cherry Flats for an outside shoot. More information and directions next month.

Hats off to Nancy Bickham for her great publicity. It got a lot of people out to Bruce's program last month.. Bruce's photo was even on the front of the entertainment section of the Williamsport paper.

Mia has the new improved (how you could top the old one?) website up. Check it out. Judith's newsletter is another of the gems GCPC has to our credit.

Keep up the great work everyone. Thanks for making us such a great organization.

*Suzan Richar*  
President

### A Note About the Cover Photos:

Ann Kamzelski's photos of an owl baby and its mother were taken in Florida's springtime. Baby birds will soon be evident in our area too. Keep your eyes open for photo opportunities, but don't disturb!



## Minutes of April 12, 2011

President Suzan Richar called the meeting to order. Guests and new members introduced themselves.

Suzan asked if anyone had any corrections to the March minutes. Art Heiny moved to approve the minutes and Tina Tolins seconded the motion. Motion passed. Since there were no questions regarding the treasurer's report as it appeared in the newsletter, it was filed for audit.

Suzan mentioned the upcoming juried show hosted by the Susquehanna Shutterbugs. Judith Giddings sent members an email with more information.

Members are eligible to participate in the August show if they paid dues by the April 12 meeting. Suzan collected dues in the absence of Gary Thompson.

Northwest Bank requested some images for display Friday April 8th for four hours. Although it was a last minute request, Nancy Bickham, Art and Christine Heiny, Suzan Richar, Tina Tolins and Lillian VanCampen provided some images for display.

Mia Lisa Anderson spoke about the Tioga County Fair, August 8 - 13. The fair organizers are seeking photographers to shoot events again this year. Photographers receive photo credit, tickets to the event they are shooting and a free pass to get into the fair. The fair uses the images for their website and promotional materials. Mia had a sign-up sheet for the different events as well as a letter explaining what is involved.

Mia also spoke about the Cowanesque Valley Outdoor Festival, a one day event held for the last several years on a Saturday in September. Festival officials are inviting the club to host a booth. They are also looking for someone to give a 20-minute presentation on outdoor photography.

Ken Meyer will host a spring flower walk sometime at the end of April or beginning of May. The date will be announced, pending the weather and flower blooming. Notification will go out via email and will possibly be on the website as well.

Suzan announced that all the programs are arranged for the year. Members have also volunteered to provide snacks and beverages for most meetings. Please sign up if you have not already. We still need people to sign up to help set up for meetings.


Suzan spoke briefly about the August show. There needs to be a show committee meeting held but the four categories are going to be landscapes, people, still life (arrangement of objects), and animals. Members may submit four photos each and at least one will be hung. No images are to be larger than 30 inches. More information is to follow.

Suzan introduced the night's speaker, Bruce Dart, and his topic "The Zone System."

The Guest Critique was led by Paul Bozzo.

Respectfully Submitted,

*Sharon Connolly*  
Secretary



©Judith Giddings



©Judith Giddings



## Do You Speak “Photography?”



*Bruce Dart's image illustrates the use of photomerge to create a panoramic image.*

**Adjustment Layer**—An image layer on top of the original image. It enables you to adjust exposure, contrast, saturation, and other effects without affecting the original image.

**Blend mode**—Photoshop settings that define how layers react with each other.

**Blocked up**—When shadows are so dark that they lack any detail (information).

**Blown out**—When highlights are so bright that they lack any detail.

**Canon 500D filter** —Hardware filter that enables telephoto and macro lenses to focus closer than the minimum focusing distance, creating higher magnifications and soft backgrounds.

**Contrast curve**—An S-curve that adds contrast to the mid-tones. There are three preset contrast curves available in the curves menu in Photoshop CS3: linear contrast, medium contrast, and strong contrast.

**Curves**—A Photoshop tool used to redistribute tones in an image by adjusting a diagonal line on a grid using any number of anchor points to create a tonal curve.

**Digital Single Lens Reflex camera (DSLR)** —Any digital camera that can use interchangeable lenses.

**Drop-down menu**—A menu of options that appears below the item when the user clicks on it.

**Exposure value (EV)** —A constant value of light achieved through any linear combination of aperture and shutter speed. For example, at an EV value of 0, f/3.5 at 1/30 is equal to f/4 at 1.60, f/4.5 at 1/50, and so on. EV is useful for exposure compensation. At any combination of aperture and shutter speed, one can +/- several stops to fine-tune exposure (+IEV, -IEV, etc.)

A glossary of photo terms used with the special permission of Tony Sweet, from his book *Fine Art Digital Nature Photography*

**Feathering**—A Photoshop term meaning to round the edges of a selection and also blend the selection with the non-selected area.

**Gold/blue polarizer**—A polarizer that, when rotated, changes light-reflecting areas from blue to golden tones, adding color to the scene.

**Graduated Neutral Density filter (Grad ND)** —A hardware filter that reduces light in only the top or bottom section of the frame in order to achieve an even exposure. For example, one would be used to hold back a bright sky while properly exposing for the dark foreground.

**Grunge**—An illustrative effect that can be applied to images in Photomatix. Achieved by turning off all smoothing sliders.

**High Dynamic Range (HDR)** —A photographic technique involving combining images taken at different exposures to increase the dynamic range of a scene.

**Hue/Saturation**—Hue is a color or shade. Saturation is the dominance of hue. You'll mostly deal with the Saturation part of this dialogue box.

**Image overlay**—A technique where a second image is placed on top of the first and the opacity is lowered so both images can be seen simultaneously.

**Kelvin**—In regards to photography, it is a unit increment of color temperature used to determine white balance. The color temperature of daylight is approximately 550K. The Kelvin range is from 2500K (very blue) to 10,000K (very warm).

**Levels**—A Photoshop feature to expand the dynamic range of colors and tones in an image, as well as set black/white points and control brightness without affecting highlights or shadows.



**Multiple exposure**—A photographic technique where two or more images are taken in the same frame. This effect can be reproduced in Photoshop.

**Neutral Density filter (ND)**—A hardware filter that reduces all wavelengths of light, allowing for longer exposures or higher aperture settings.

**Noise**—When using a high ISO or shooting in low lighting to maximize available light, background static is also amplified creating noise, or grain, especially in the shadow areas.

**Nudge**—To make incremental movements of a selection in Photoshop by using arrow keys.

**Opacity**—The amount of transparency attributed to a layer. The lower the percentage, the more transparent the layer.


**Panning**—A photographic technique to keep a moving subject sharp while creating a blurred background. Achieved by moving the camera along with a moving subject, keeping the subject in the same position of the frame for the duration of an exposure.

**Photomerge**—A Photoshop function used to create panoramic images by stitching several pictures together.

**Plug-in**—A third-party program that interacts with an application to provide additional capabilities and specific, automatic functions.

**RAW**—An unprocessed image file containing the maximum amount of data from a digital sensor.

**Sandwiching**—A technique that combines two images, one image overexposed and one image blurred to create a dreamy look.



*Bill Giddings' images from the "In My Pocket" workshop illustrate the use of swiping to create an abstract.*



*Ann Kamzelski's reflection shot is an HDR image using three photos at -1/0/+1 stops.*

**Scanograph**—A digital image created with a scanner.

**Swipe**—A photographic technique in which the camera is moved rapidly.

**Tony Sweet Soft-Ray filter**—A filter that creates a soft/painterly effect that is enhanced in bright light, which creates a glow.

**Tripod collar**—A ring that attaches between a large lens and the camera body that mounts to a tripod.

**U-Point**—Nik Software technology that uses control points to achieve quick image adjustments without the use of masks, layers, or other complex procedures.

**Variable Neutral Density filter (Vari-ND filter)**—A filter made of two glass disks that get darker as they are rotated so that exposure can be increased significantly, even in bright sunlight.



## Come Ye To the Fair!

The Tioga County Fair is seeking qualified photographers to help document the 2011 Tioga County Fair August 8th-13th. Participating photographers will be given a Press Kit which includes a single day Press Pass and a ticket to the designated event, along with a labeled DVD and an SASE so the DVD can be mailed back to H&H Press for 2012 promotional purposes. Press Kits for each designated event will be assigned on a first come, first serve basis. Only one photographer will be assigned for each event.

Credit will be given to the photographer on the Tioga County Fair's 2012 web site. Photographers may retain copies of the photos for their own use.

If you would like more information or are interested in signing-up, please contact CJ Houghtaling at [mail@handhpress.com](mailto:mail@handhpress.com)

A schedule of fair events is available at <http://www.tiogacountyfair.com/>

### Treasurer's Report for April 2011

Beginning Balance	<b>\$2493.19</b>
Cash IN	
Dues	\$270.00
Cash OUT	
Gallery Rail	\$20.00
Ending Balance	<b>\$2743.19</b>

*Respectfully Submitted,  
Gary Thompson, Treasurer*

## Mystery Macro

*Last month's Mystery Macro was an image of a wild turkey feather. No one guessed the mystery.*



©Judith Giddings

We are looking for people to submit their mystery macros, the more mysterious the better. To submit your mystery, email the mystery image and solution to the address below.

*Check out this month's macro and send your guesses to [wgiddings@epix.net](mailto:wgiddings@epix.net)*



©Ann Kamzelski



## GCPC Calendar of Events

**Mini-solo Shows at the Native Bagel, Central Avenue, Wellsboro:** May, Kevin Card; June, Lillian Van Campen

**The Warehouse Theatre:** May: *We would like to feature images with aging/the elderly as subjects. Portraits, close-up photos of hands or other creative images are welcome. Please let Bruce Dart know of your photo(s) but contact the Hamilton Gibson office 724-2079 for a time to hang your print.*

**May 10, 2011:** (7 p.m., 2nd Tuesday) Monthly meeting of Grand Canyon Photo Club, Gmeiner Center: Mia Lisa Anderson, *Life Beyond Photoshop*. Theme: *Showers*; Guest critique, Bruce Dart

**June 14, 2011:** (7 p.m., 2nd Tuesday) Monthly meeting of Grand Canyon Photo Club, *Photo shoot at Ann Kamzelski's*. No critique

**July 12, 2011:** (7 p.m., 2nd Tuesday) Monthly meeting of Grand Canyon Photo Club, Gmeiner Center: Jan Keck, *Travel Photography*. Theme: *Colorful, or Images from Ann's*; Guest critique, Nancy Bickham

**August 9, 2011:** (7 p.m., 2nd Tuesday) Monthly meeting of Grand Canyon Photo Club, Gmeiner Center: Nancy Schoonover, *Barns and Old Buildings*. Theme: *Ripe*; Guest Critique, Chelsea Richards

**September 13, 2011:** (7 p.m., 2nd Tuesday) Monthly meeting of Grand Canyon Photo Club, Gmeiner Center: Sharon Connolly, Subject to be announced. Theme: *Golden*; Guest critique, Sarah Wagaman

**October 11, 2011:** (7 p.m., 2nd Tuesday) Monthly meeting of Grand Canyon Photo Club, Gmeiner Center: Byron Sands, *The Science of Digital Photography*. Theme: *Crisp*; Guest critique, David Ralph

**November 8, 2011:** (7 p.m., 2nd Tuesday) Monthly meeting of Grand Canyon Photo Club, Gmeiner Center: Wolfram Jobst, *Oman - Now and Then*. Theme: *Snowy*; Guest critique, Ken Meyer

**December 13, 2011:** (7 p.m., 2nd Tuesday) Monthly meeting of Grand Canyon Photo Club, Gmeiner Center: *Annual Holiday Party*. Theme: *Favorite shots*



©Tina Tolins



©Gary Thompson



©Nancy Bickham



122 Whitetail Circle  
Wellsboro, PA 16901

### May 10th Meeting At a Glance

Mia Anderson: *Life Beyond Photoshop*

Guest Critique by Bruce Dart  
Theme: *Showers*

Refreshments this month: Judith Giddings

Beverages: Karin Meyer

Setup: Paul Bozzo



©Sarah Wagaman

## Check Out These Sites

### PictureCorrect: Photography Tips and Techniques

A resource for photographers of all experience levels. Over 700 articles containing tips and tutorials, from the most basic (e.g., Exposure, Shutter Speed, and Aperture Made Simple) to more advanced (How to Do HDR Photography). The site also features an equipment shopping guide with links to good deals on photography gear.

<http://www.picturecorrect.com/>

### Understanding Graduated Neutral Density Filters

Peter Cox's article on ND filters explains what problems they solve, how and when to use them and when not to use them.

<http://www.luminous-landscape.com/tutorials/understanding-grads.shtml>

### Digital Photography School: 11 Surefire Landscape Photography Tips

Darren Rowse presents basic tips for landscape photography.

<http://www.digital-photography-school.com/11-surefire-tips-for-improving-your-landscape-photography/>