



The Grand Canyon Photography Club

NEWSLETTER

VOLUME 11, ISSUE 6 | JUNE 2011

Annual Creative Photo Outing

Ann Kamzelski hosts outdoor workshop

The Grand Canyon Photography Club will meet at 4 p.m., Tuesday, June 14, 2011, at the home of Ann Kamzelski, 311 Jackson Road, Wellsboro, Pa. 16901. The program will be an evening of outdoor and creative photography. Ann's home is in a rural setting so there will be the opportunity to take shots of scenic images, wildflowers, and garden flowers. Ann will also set up a couple of stations with some interesting techniques that participants may try such as reflections in mirrors and abstracts through textured glass. Other set-ups are available upon request (contact Ann about these if you are interested).

The workshop will begin at 4 p.m. and last until dark, but participants may come or leave at whatever time is convenient. Bring a camera and a tripod, if you have one. There will be a couple of extra tripods available for those who don't own one. The workshop is an opportunity to try new and different techniques with skilled photographers available to give assistance. Guests are welcome. In case of inclement weather, call Ann Kamzelski, 570-724-2167, or Suzan Richar, 814-435-8128, to check whether the workshop has been cancelled. Rain date will be Wednesday, June 15.

Directions

From Wellsboro

Take Route 6 toward Mansfield. Shortly past the Weis Market, bear right up the hill on the Cherry Flats Road.

Continue about 2.5 miles and turn right onto Arnot Road. Go one mile and turn left on Jackson Road. Ann's house is about 3/4 of a mile down the road on the left. The mailbox has 311 on it.



Kamzelski's Pond ©Judith Giddings

From Mansfield

Take Route 6 toward Wellsboro. Go about 8.5 miles. Just past Lewis Homes (on the right), turn left onto Gas Company Road. Follow this road until it ends at a T. Turn right onto Cherry Flats road. Go a few hundred feet and turn left onto Arnot Road. Go one mile and turn left on Jackson Road. Ann's house is about 3/4 of a mile down the road on the left. The mailbox has 311 on it.

GCPC President's Message.....	2	A Walk on the Wild Side.....	4	Mystery Macro.....	6
A Note About the Cover Photo	3	Life Beyond Photoshop.....	5	GCPC Calendar of Events	7
Minutes of May 10, 2011	3	Treasurer's Report for April 2011	6	June 14 Meeting At a Glance.....	8



2011 Officers:

President: Suzan Richar
Vice President: Lee Hoar
Treasurer: Gary Thompson
Recording Secretary: Sharon Connolly
Corresponding Secretary:
Judith Giddings

Directors:

2010-2011: Robert Bair & David Ralph
2011-2012: Chelsea Richards &
Mia Lisa Anderson

Committee Chairpersons:

Newsletter: Judith Giddings
Programs: Suzan Richar
Membership: Gary Thompson
Exhibits: Bruce Dart
Shows: Mia Lisa Anderson, David Ralph,
Chelsea Richards, Robert Bair
Critiques: Nancy McCaughey
Publicity: Nancy Bickham

For more information, please contact:
Suzan Richar
Phone: 814-435-8128
E-mail: president@gcphotoclub.org

GCPC President's Message

"April flowers bring May flowers" or so they say. This year the showers came in April and kept flowers from blooming early as usual; then the showers kept right on coming and coming. We finally got out to photograph some wildflowers on May 7.



©Suzan Richar

Ken Meyer is a great leader. Too bad more of our members couldn't make it. Max, Linda, David and I had a wonderful morning under Ken's tutelage spotting fairy rings, a yellow trillium, a huge porcupine, a tree taken down by a beaver, bear tracks, birds and the lovely stream at Asaph Run Park. It was a beautiful morning worth getting up for.

The Warehouse display is finally up with photos of older folks to complement

the play "He Held Me Grand." There are still a few empty hooks. I would like to see this display stay till the end of June / first of July and then change to images related to music to go with the "Music Man" production.

Let Bruce or me know what you have to hang. We have room for about 16 framed and matted images (depending on size). I'd like to see one display come down and the new one go up all at once so there is no wall in limbo. We don't want to lose this wall like we lost the one at Ten West.

This is our month to go to Ann's. What a photographic location! Directions will be in this newsletter and since the weather has been so unpredictable and our people come from near and far, you may call Ann or Suzan after 3 pm. to determine the weather at Ann's. Rain date will be Wednesday the 15th.

I hope to have the details for the August photo show together in the next week.

Happy summer.

Suzan Richar
President

A Note About the Cover Photo:

In his role as leader of the annual GCPC Spring wildflower walk, Ken Meyer captured this stunning image of an erect trillium.



Minutes of May 10, 2011

President Suzan Richar called the meeting to order. Guests and new members introduced themselves.

Suzan made an announcement that Chelsea Richards has had a name change to Chelsea Wagner. Congratulations, Chelsea!

A motion was passed to accept the minutes from April as they appeared in the newsletter. Rich Faber moved to accept the minutes and Ann Kamzelski and Nancy Bickman seconded. All were in favor. The treasurer's report was filed for audit as it appeared in the newsletter.

Suzan announced that, due to some recent problems with ants, the Gmiener has requested that food be kept to the workroom and not brought into the gallery. Also they would appreciate it if we would sweep up the workroom after refreshments are served.

The June meeting will be held as a relaxed and fun workshop at Ann Kamzelski's house again this year.

The time will be from 4 pm until dark. Bring your cameras and tripods for loads of photo opportunities. Ann spoke briefly about the types of opportunities that will be available, including but not limited to the pond, a new gold fish pond, and many perennial and annual flowers as well as several stations set up to try new techniques. The directions to Ann's house will be in the newsletter.

Sharon Connolly spoke briefly about the upcoming program for September. Members' choice will be an opportunity to learn some of the basic PhotoShop and Elements tricks to speed up your processing or just to have some fun with your photos. A sheet was available at the table in the back of the room for members to write things they would like to learn. Some ideas included creating drawings and paintings from photographs, creating signature and copyright brushes, and creating actions that will enable a person to complete things in a process or two keystrokes that usually takes many.

Mia Lisa Anderson reminded everyone to send images to her for the member gallery of the club web site. There is no timetable for sending the images, and the more members that are represented, the better. Only one member has sent images so far. Each member can send three images. Judith sent out an email with the resizing information a few weeks ago and will send the information out again.

We still need some volunteers to help set up prior to the meetings. Please sign up so the same people do not do every setup.

Suzan introduced the evening's speaker, Mia Lisa Anderson and her topic "Beyond Photoshop" and the guest critique by Bruce Dart with the subject Showers.

Respectfully Submitted,

Sharon Connolly
Secretary



Showers ©Sharon Connolly




Snow Showers ©Bob Bair



A Walk on the Wild Side

by Ken Meyer



Ken Meyer leads club members on a Spring wildflower walk.



Early Saturday, May 7th, was pleasant with a few billowy clouds, and a fair amount of sunshine despite the forecast of cloudiness – possible rain. A few stalwarts from the club (Suzan, Max, Linda, David and me) met at the Courthouse at 8 AM, and then made our way to the State Forest along Asaph Run.

We stopped at various points along the lightly travelled forest road to look at/photograph various wildflowers. It was wet and muddy and a great day for boots, yet we were rewarded for our efforts with lots of flowering Coltsfoot, Hepatica, and Trillium because of the late spring.



©Suzan Richar

There were also many ferns present in very early fiddlehead stages as well as some Miterwort, Meadow Rue, Skunk Cabbage and a few Hellebore. We also saw a single plant of Trailing Arbutus which Linda dubbed as "Kenmeyerensis" since, as the resident botanist, I couldn't recall its name at the time.

Linda also spotted a very pretty albino Trillium a few feet down the hillside beyond the road so Max Johnson crawled carefully down with his tripod for some photos.



©Max Johnson

It was impressive watching the group working low to the ground with tripods, etc and David did some lovely work photographing the stream above the picnic area with his soft-ray neutral density filter.



©David Ralph

The forest itself was really pretty with the emergence of the flowering trees - foliage. Suzan and Max also spotted a bear footprint and even saw the prickly furry guy shown in one of the accompanying photos which David and I treed sometime later.



©Ken Meyer

By 11 AM when we left, storm clouds were rolling in and the rain began falling soon thereafter. The moral to the story is you can never tell when you'll find something unusual, so consider coming along on some of our future outings.



©Ken Meyer



Life Beyond Photoshop

Mia Anderson's list of free photo editing software

Software to Download

Gimp - This is a powerful image editing program that can be used on both Windows and Macintosh systems. You can do simple edits like cropping as well as more complex edits that use layers, advanced filters, and gif animation. On the downside because it is similar to Photoshop it also has a steeper learning curve. It will support raw files with a plug-in. Learn more at <http://www.gimp.org>

Stoik Imagic - This is a full-featured graphic suite that lets you organize your photos and edit them. It runs only on Windows platforms from XP through Windows 7. You can use a wide range of tools, effects, brushes and filters. Imagic also can create slideshows, videos, make calendars. It's a large download at around 80MB. Learn more at <http://www.stoik.com>

Photoscape - This is a PC only based program. It offers a more traditional interface than Gimp, with the entire program contained in one window. It also has a great opening screen that will guide you to the right set of tools. You can resize photos, crop,

make color adjustments, use filters, and convert raw files to jpg. Learn more at <http://www.photoscape.org>

Picassa - This program is available for the Windows, Macintosh and Linux systems. It provides all the photo editing options such as red eye fix, crop, resize, make collages, change contrast, add effects, create slideshows etc. It does not use layers but will support raw files from many camera manufacturers. Learn more at: <http://picasa.google.com/>

Paint.net - This program was created by the people from Microsoft and is for Windows machines only. It allows users to edit in layers and offers many advanced features. There is also a wide range of add-ons you can download to improve your experience. Learn more at <http://www.getpaint.net>

PhotoFiltre-This is a more lightweight image editing program that doesn't use layers. This is compatible with older Windows operating systems like Windows XP as well as newer systems like Vista and Windows 7. It's a relatively small application that

installs and loads quickly. This is a good one for beginners. Learn more at <http://photofiltre.en.softonic.com>

IfranView - Another Windows based program, this one lets you cut and crop images, apply batch conversions, add, sharpen, or blur effects, create panoramas, and change color modes easily. It supports jpg, gif, tiff, psd, and png files. Learn more at <http://www.ifranview.com>


Online Editors

If you are only looking to crop, resize, brighten, or do similar easy edits, this may be an option for you. The option here is saving space on your hard drive.


Picnik - Free version and premium version (\$24.95/yr-I had mistakenly said per month) Learn more at <http://www.picnik.com>

Splashup - Regular and splashup light. <http://www.splashup.com>

Adobe Photoshop Express - Apps to use from mobile devices: <http://www.photoshop.com>



©David Ralph



©David Ralph



Treasurer's Report for May 2011

Beginning Balance	\$2743.19
Cash IN	
Dues	\$35.00
Cash OUT	
Gallery Rail	
Ending Balance	\$2778.19

*Respectfully Submitted,
Gary Thompson, Treasurer*

What Would You Like to Learn?

In September, the program will be Members' Choice, led by Sharon Connolly. Sharon asks members to notify her of basic things they would like to learn how to do in either Photoshop or Adobe Elements. She will then select from the ideas submitted and teach everyone how to do them.

For example, let Sharon know if you would like to:

- Learn how to turn your image into a drawing or painting,
- Work with layers and masks,
- Create copyright watermarks and signature brushes,
- Create actions: Set up keystrokes to make shortcuts for processes you frequently use, such as saving images for club critiques.

These are just suggestions and not meant to limit you. If there is something that everyone wants to learn, Sharon will research it. Please send her your suggestions via email and she will select the most popular requests.

Email: picturepony@frontiernet.net

Mystery Macro

We are looking for people to submit their mystery macros, the more mysterious the better. To submit your mystery, email the mystery image and solution to the address below.

Jan Keck and Maggie Holmes each guessed that last month's Mystery Macro was a butterfly or moth, but only Al Quimby correctly identified the amazing Giant Leopard Moth.



©Ann Kamzelski

Check out this month's Mystery Macro and send your guess to wgiddings@epix.net



©Jan Keck



GCPC Calendar of Events

Mini-solo Shows at the Native Bagel, Central Avenue, Wellsboro: June, Lillian Van Campen

The Warehouse Theatre: Photos by Bruce Dart, Richard Karp, Jan Keck, Max Johnson, Christine Heiny, and Suzan Richard. The July display will be on a theme of music to complement the production of the *Music Man*. Please let Bruce Dart know of your photo(s) but contact the Hamilton Gibson office 724-2079 for a time to hang your print.

June 14, 2011: (7 p.m., 2nd Tuesday) Monthly meeting of Grand Canyon Photo Club, *Photo shoot at Ann Kamzelski's*. No critique

July 12, 2011: (7 p.m., 2nd Tuesday) Monthly meeting of Grand Canyon Photo Club, Gmeiner Center: Jan Keck, *Travel Photography*. Theme: *Colorful, or Images from Ann's*; Guest critique, Nancy Bickham

August 9, 2011: (7 p.m., 2nd Tuesday) Monthly meeting of Grand Canyon Photo Club, Gmeiner Center: Nancy Schoon-


over, *Barns and Old Buildings*. Theme: *Ripe*; Guest Critique, Chelsea Wagner

September 13, 2011: (7 p.m., 2nd Tuesday) Monthly meeting of Grand Canyon Photo Club, Gmeiner Center: Sharon Connolly, *Members' Choice*. Theme: *Golden*; Guest critique, Sarah Wagaman

October 11, 2011: (7 p.m., 2nd Tuesday) Monthly meeting of Grand Canyon Photo Club, Gmeiner Center: Byron Sands, *The Science of Digital Photography*. Theme: *Crisp*; Guest critique, David Ralph

November 8, 2011: (7 p.m., 2nd Tuesday) Monthly meeting of Grand Canyon Photo Club, Gmeiner Center: Wolfram Jobst, *Oman - Now and Then*. Theme: *Snowy*; Guest critique, Ken Meyer

December 13, 2011: (7 p.m., 2nd Tuesday) Monthly meeting of Grand Canyon Photo Club, Gmeiner Center: *Annual Holiday Party*. Theme: *Favorite shots*



Let It Rain ©Paul Bozzo



April Shower Karin Meyer

Photoshop Elements 9 is on sale for \$59.54 at Amazon (after the rebate). This is the version that I have been using in Florida and I really like it. The cost makes it a reasonable choice for people that don't want to spend a lot on an editing program.

Ann Kamzelski



©Ann Kamzelski



122 Whitetail Circle
Wellsboro, PA 16901

June 14th Meeting At a Glance

Annual Creative Photo Outing
at the home of Ann Kamzelski

No Critique

Refreshments this month:
Nancy Schoonover

Beverages: Suzan Richar



After the Rain ©Evan Bair

Bruce Dart's image, Cedar Key Sunset, appeared in last month's newsletter in the article "Do You Speak Photography." It's worth a look back to May's newsletter, as his photo earned a blue ribbon and a spot in the Court of Honor as one of the top five scoring prints of the Northeast PA Professional Photography competition.

Bruce also earned a blue ribbon and the President's Commercial Trophy for his panorama of Mansfield University's commencement (below), titled "I now confer..." Two other images won red ribbons.

Congratulations, Bruce!



©Bruce Dart