



The Grand Canyon Photography Club

NEWSLETTER

VOLUME 11, ISSUE 12 | DECEMBER 2011

Annual Holiday Meeting

Club members will share their favorite images and view new photo equipment

The Grand Canyon Photography Club will celebrate the holiday season with its annual party on Tuesday, December 13th beginning at 7 pm. at the Gmeiner Art and Cultural Center in Wellsboro, PA. Members are asked to bring finger foods and snacks to share. The club will provide beverages.

A highlight of the December meeting is a slide show of images taken by members throughout the year. Mia Lisa Anderson will be putting together the show this year and she invites members to submit up to five of their favorite images taken in 2011. Please send your digital images to critique@gcphotoclub.org by December 6th. Set the longest side of each image to 1024 pixels.

In addition to the member slide show, Rob Colley from Hoyer's Photo Supply in Williamsport will bring some of the "latest and greatest" photo equipment for club members to see. He will bring Nikon 1 Series (Z1 and J1) compact cameras with interchangeable lenses, a new Sony Alpha model, the Canon Rebel T3i, the innovative Black Rapid strap (a sling that returns your camera to your waist, much like a gun going into a holster), a rain sleeve by Optech to keep your camera dry, and Tamrac camera bags. For a preview of the Nikon cameras, go to www.nikonusa.com

Rob encourages club members to bring their cameras if they have questions about camera features and how they work. Following the presentation, he will answer questions from individuals.



© Mia Lisa Anderson

***Wishing you all peace and warmth
this holiday season.***

What's Inside:

GCPC President's Message.....2	Treasurer's Report for November 2011 3	Mystery Macro..... 8
Note About the Cover Photo.....2	Holiday Creativity 4	Photo-related Classifieds.....8
November 8 Minutes 3	Snowy 6	November 8 Meeting At a Glance.....9
	GCPC Calendar of Events 8	Check Out These Sites.....9



2011 Officers:

President: Suzan Richar

Vice President: Lee Hoar

Treasurer: Gary Thompson

Recording Secretary: Sharon Connolly

Corresponding Secretary:
Judith Giddings

Directors:

2010-2011: Robert Bair & David Ralph

2011-2012: Chelsea Wagner &
Mia Lisa Anderson

Committee Chairpersons:

Newsletter: Judith Giddings

Programs: Suzan Richar

Membership: Gary Thompson


Exhibits: Bruce Dart

Shows: Mia Lisa Anderson, David Ralph,
Chelsea Wagner, Robert Bair,
Ann Kamzelski

Publicity: Nancy Bickham

For more information, please contact:
Suzan Richar
Phone: 814-435-8128
E-mail: president@gcphotoclub.org

GCPC President's Message



Can you believe it is December? Here we are getting ready for our Christmas meeting.

We'll have a lot of food as you all bring a snack; beverages will be provided by the club. I'm looking forward to seeing everyone's five favorite shots of the year. Rob Colley of Hoyer's will be here with the latest items to add to your Christmas list.

This will be my last message as President. It's been an exciting, sometimes harried, two years.

We've hosted the regional juried show, hung our own biennial member show, broke all precedents and "did it our way." I heard wonderful comments: "More variety; hung more images than any show at the gallery; visitors stayed long and really considered the photos so they could vote." It was interesting to see the results.

We've added the gallery at the Warehouse Theatre as a changing display area.

I especially enjoy our spring, summer and fall outdoor shoots.

We had a wonderful full-day workshop with Tony Sweet. We've grown, we've learned, we've shared and laughed together. We've celebrated 10 years. Our members come from a large area. I'm told it's because we are unique in our friendliness, helpfulness and allowing all our members to display equally.

Thank you for letting me have a turn in leadership. I join quite a prestigious group of past presidents. Without their forethought and dedication we wouldn't be who we are.

*Suzan Richar
President*

*People will forget what you say,
people will forget what you did,
but people will never forget
how you made them feel.*

Maya Angelou

A Note About the Cover Photo:

The simple beauty of Bill Wolfe's "Snowy Spruce" reminds us that there are photo opportunities everywhere.



Minutes of November 8, 2011

Vice-President Lee Hoar called the meeting to order.

Guests introduced themselves.

The minutes and treasurer's report were approved as they appeared in the newsletter.

Mia Lisa Anderson reported that the Gmeiner has a new director, Anna Wales, who sent a letter to the presidents of all the clubs that utilize the facilities for meetings. There will be some changes on use of the facilities. The key to access the humidity-controlled storeroom is now hanging inside the little galley in the main meeting area on an orange lanyard. The Director's office will be locked when ever Anna is not in. The workroom kitchen and cabinets have been cleaned out and are now used for art supply storage. All the entertaining supplies are now in the galley kitchenette. Anna will start cleaning out the closets, so please be sure to label all your goods. Anything left at the Gmeiner will be available for all clubs to use.

Bruce Dart, chair of the nominating committee, presented the following proposed slate:

President – Lee Hoar
Vice-President – Bruce Dart

Treasurer – Gary Thompson
Recording Secretary – Mia Lisa Anderson
Board Members – Lonnie Frost and Rhonda Keller

Mia will be stepping down as a board member and Nancy Bickam will be taking her place.

Christine Heiny motioned that the proposed slate of officers be approved as is. Art Heiny seconded the motion. All were in favor.

The next club meeting will be the Christmas party. There will be no critique. Instead, please send 3-5 images for the club slide show. Send the images to critique@gcphotoclub.org. The club will provide drinks and paper products. Rob Colley from Hoyer's Photo Supply will be at the meeting to display new photo equipment.

Lee introduced Wolfram Jobst and his topic "Oman – Now and Then".

Respectfully Submitted,

Sharon Connolly
Secretary

Treasurer's Report for November 2011

Beginning Balance	\$2753.33
Cash IN	-0-
Cash OUT	-0-
Ending Balance	\$2753.33

Respectfully Submitted,
Gary Thompson, Treasurer



©Ken Meyer





Holiday Creativity...




Ann-eclodes

Ann Kamzelski presents tips, techniques, and creative ideas for getting great photos.

The holiday season is approaching fast. Most of us are very busy with decorating, shopping, planning meals and family gatherings. That doesn't leave much time for photography. However, there are lots of interesting things to photograph without even leaving home; or at least not far from home. I would like to give you some ideas of projects to try.

Abstracts of colored lights:

Most of us have neighbors or pass areas where folks have their yards decorated for the holidays. In Cedar Key Florida, where I spend my winters, there are lots of decorations and one of the best displays is just across

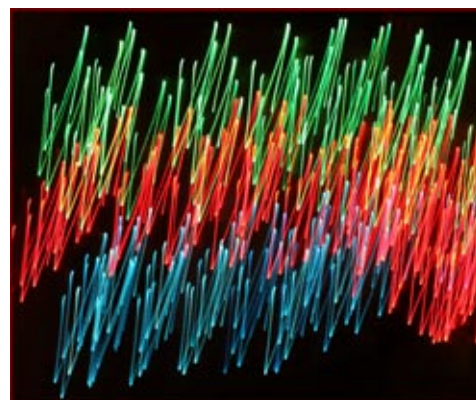


the street from my home. They have brightly lit colorful balls of lights hanging from their trees. I love to go out after dark and photograph these lights while moving my camera or zooming my lens during a long exposure. Typically, a second or longer works well. Set your camera at the lowest ISO (usually 100) and adjust the aperture to a high number like f16 to get a long exposure. Focus on the lights and press the shutter while moving the

There are lots of interesting things to photograph without even leaving home.


camera in different directions. Try moving the camera fast and slow for various effects. You can also get interesting results by zooming a lens while taking a shot. Start with the zoom lens at its widest setting and zoom in. This will help keep extraneous objects from the edges of

the picture. Zooming works well with pine trees covered with lots of lights, but try it on other decorations too.



Photographing a still life through textured glass:

Anyone who had attended one of the workshops at my Wellsboro home has seen this technique. You set up a background drape; a solid color fleece fabric works well.





A still life is arranged in front of the background and then a piece of textured glass is put in front of this. The camera is set to focus on the glass, although you can change the focal point for different effects. This time you shoot the picture with a wide aperture such as f5.6. It helps to have the camera on a tripod for composition purposes. Try making the still life with tree trimming decorations, statues, pottery, foliage or candles. Or do a shot of a holiday flower arrangement.

Holiday Still Life:

I like to create photographs for my holiday cards. I have done macro shots of a group of tree decorations.



One year it snowed in early December, so I grabbed my gear and went to the back yard with Christmas balls and carefully hung them on a snowy pine tree branch. I tried several different compositions of this with one and three decorations.



Last year I decided to do an image representative of Florida where I would be at holiday time. I went to a nice sandy beach with flowers and shells and created the photograph that will grace my card this year. I set up the items on the sand, put the camera on my tripod and shot down on them from above. The tripod is invaluable since you can look through the viewer and if you want to rearrange anything just bend down and move it. The camera will be where you left it.



I hope this gives you some ideas for holiday time photography. Happy holidays from warm and sunny Florida.

Text and images by Ann Kamzelski


*“Creativity is contagious.
Pass it on.”
— Albert Einstein*



"Snowy"



©Paul Bozzo



©David Ralph



©Linda Sichel



©Gary Thompson



©Lonny Frost



©Nancy Bickham



©Chandra Israel



©Kev Card



©Bruce Dart



©Carla Amarosa



©Dwaine Gipe



GCPC Calendar of Events

Mini-solo Shows at the Native Bagel, Central Avenue, Wellsboro: December, Mia Anderson; January, Suzan Richar

The Warehouse Theatre: Images from various club members. *Thanks to all who contributed.*

December 13, 2011: (7 p.m., 2nd Tuesday) Monthly meeting of Grand Canyon Photo Club, Gmeiner Center: *Annual Holiday Party. Theme: Favorite shots*

January 10, 2012: (7 p.m., 2nd Tuesday) Monthly meeting of Grand Canyon Photo Club, Gmeiner Center: *Topic and theme to be announced.*

February 14, 2012: (7 p.m., 2nd Tuesday) Monthly meeting of Grand Canyon Photo Club, Gmeiner Center: *Topic and theme to be announced.*

March 13, 2012: (7 p.m., 2nd Tuesday) Monthly meeting of Grand Canyon Photo Club, Gmeiner Center: *Topic and theme to be announced.*


Please contact Bruce Dart at bdphoto@ptd.net if you are interested in displaying your photos at the Native Bagel or if you have Fall or Winter images suitable for display at the Warehouse Gallery.

Mystery Macro

Check out this month's Mystery Macro and send your guess to wgiddings@epix.net



©Ann Kamzelski



Jan Keck & Carla Amarosa correctly guessed last month's mystery, a Damera Zebra, contributed by Ann Kamzelski

Photo-related Classifieds: Do you have photo equipment or materials that you would like to buy, sell, swap, or give away? Send your ad to wgiddings@epix.net. Newsletter deadline is two weeks before each meeting.

For Sale (all by Ken Meyer, 724-4061):

Bogen Aluminum tripod : 18" long with legs folded w/o head. Extends to 44" with center post. With tripod head one's camera is about 50" above ground level. It's in excellent shape and very sturdy and is appropriate for folks who are about 5' tall ... \$25.

"3 way Pan-tilt" Manfrotto/Bogen #3030 tripod head with extra quick release connecting plate. The plate size on this unit is relatively small and excellent **for point & shoot cameras: ...\$30**

"3 way Pan-tilt" Manfrotto/Bogen #808RC4 tripod head with extra quick release connecting plate. The plate size on this unit is excellent **for D-SLR cameras....\$50.** This is the combo shown in the accompanying photo.



View Sonic flat screen monitor 17" ...reasonably priced.



122 Whitetail Circle
Wellsboro, PA 16901



©Ann Kamzelski

December 13 Meeting At a Glance

Holiday Party

No Critique:

Slide show of members' favorite photos

Refreshments this month: Members bring
finger foods and snacks

Setup: Paul Bozzo

Check Out These Sites

How to Shoot Great Group Photos by Andrew Boyd from his website "The Discerning Photographer." Some tips for those of us who will be photographing holiday gatherings.
<http://thediscerningphotographer.com/2010/02/25/how-to-shoot-group-photos/>

16 digital Photography tips for Christmas from Darren Rowse at the Digital Photography School
<http://www.digital-photography-school.com/16-christmas-photography-tips>

Visions of Earth. Each month, *National Geographic* magazine features breathtaking photographs in Visions of Earth. Browse through visions of the world as seen through a photographer's eye
<http://ngm.nationalgeographic.com/visions-of-earth/visions-earth-2011>